

EMSI



1187 Alturas Drive
Moscow, Idaho 83843
2088823567

Program Report



Economic Modeling Specialists, Inc. www.economicmodeling.com

EMSI

Region Info

Region: San Francisco larger MSA

County Areas: Alameda, California (6001), Contra Costa, California (6013), Marin, California (6041), San Francisco, California (6075), San Mateo, California (6081), Santa Clara, California (6085)

Executive Summary

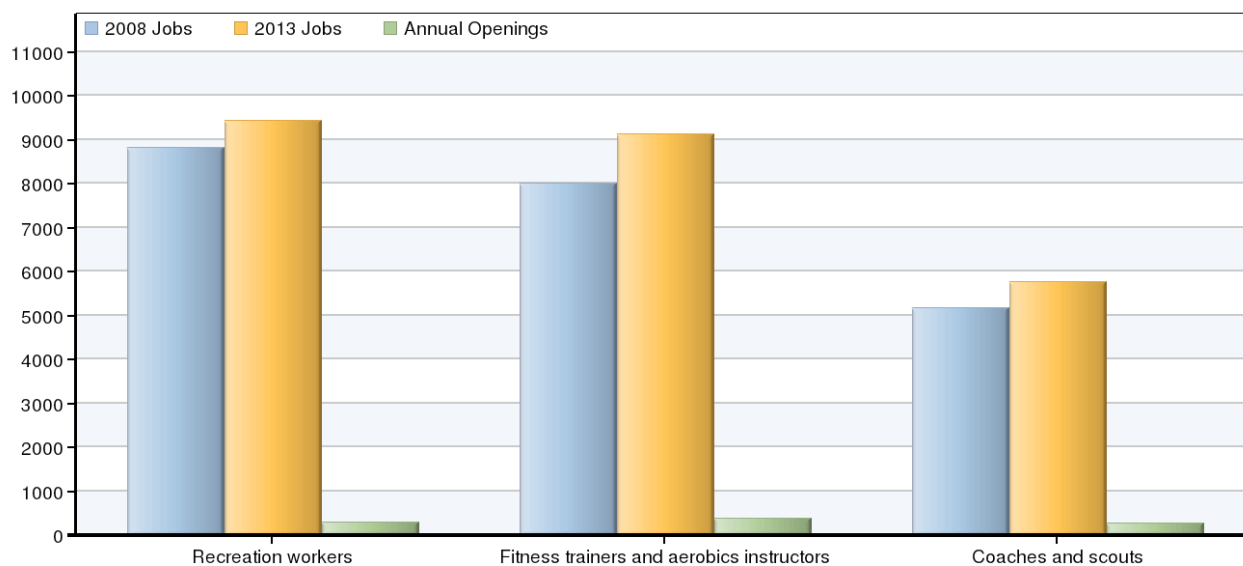
Program
Fitness Trainer (TOP 0835.20)

Program Occupations
Coaches and scouts (SOC 27-2022)
Fitness trainers and aerobics instructors (SOC 39-9031)
Recreation workers (SOC 39-9032)

Summary	
2008 Occupational Jobs	21,994
2013 Occupational Jobs	24,343
Total Change	2,350
Total % Change	11%
2009 Median Hourly Earnings/Worker	\$15.68
Annual Openings	927
Total Replacement Jobs	2,286

Source: EMSI Complete Employment - Spring 2009

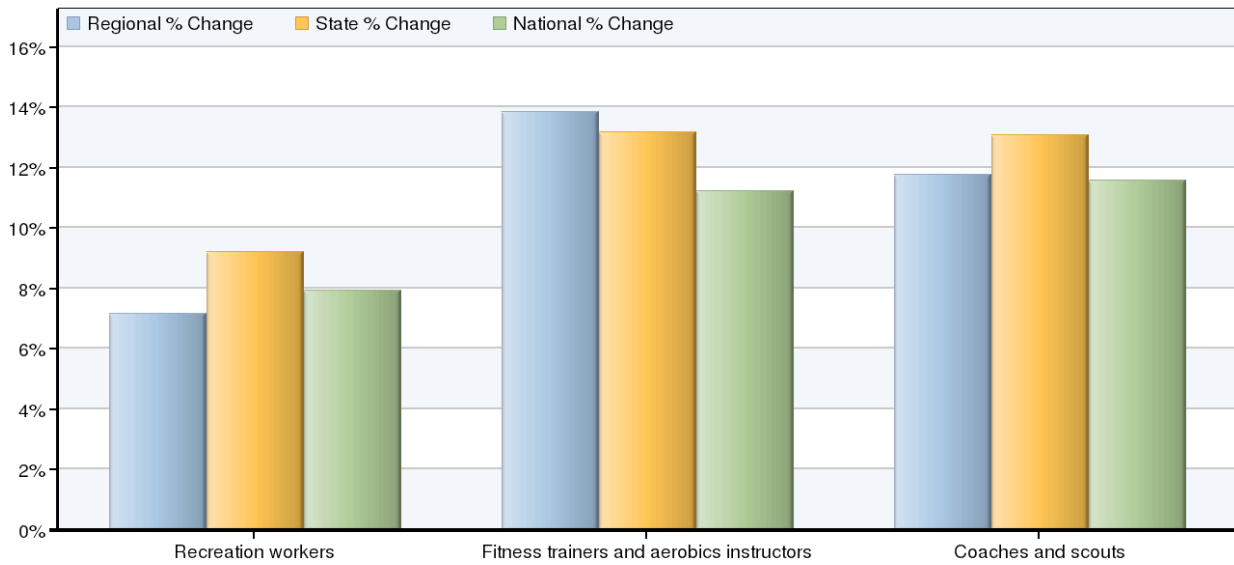
Occupational Breakdown



SOC Code	Description	2008 Jobs	2013 Jobs	Annual Openings	Replacement Jobs	Hourly Earnings	Education Level
39-9032	Recreation workers	8,816	9,447	294	839	\$12.18	Short-term on-the-job training
39-9031	Fitness trainers and aerobics instructors	8,016	9,128	377	775	\$17.50	Postsecondary vocational award
27-2022	Coaches and scouts	5,161	5,768	256	672	\$18.81	Long-term on-the-job training
	Total	21,994	24,343	927	2,286	\$15.68	

Source: EMSI Complete Employment - Spring 2009

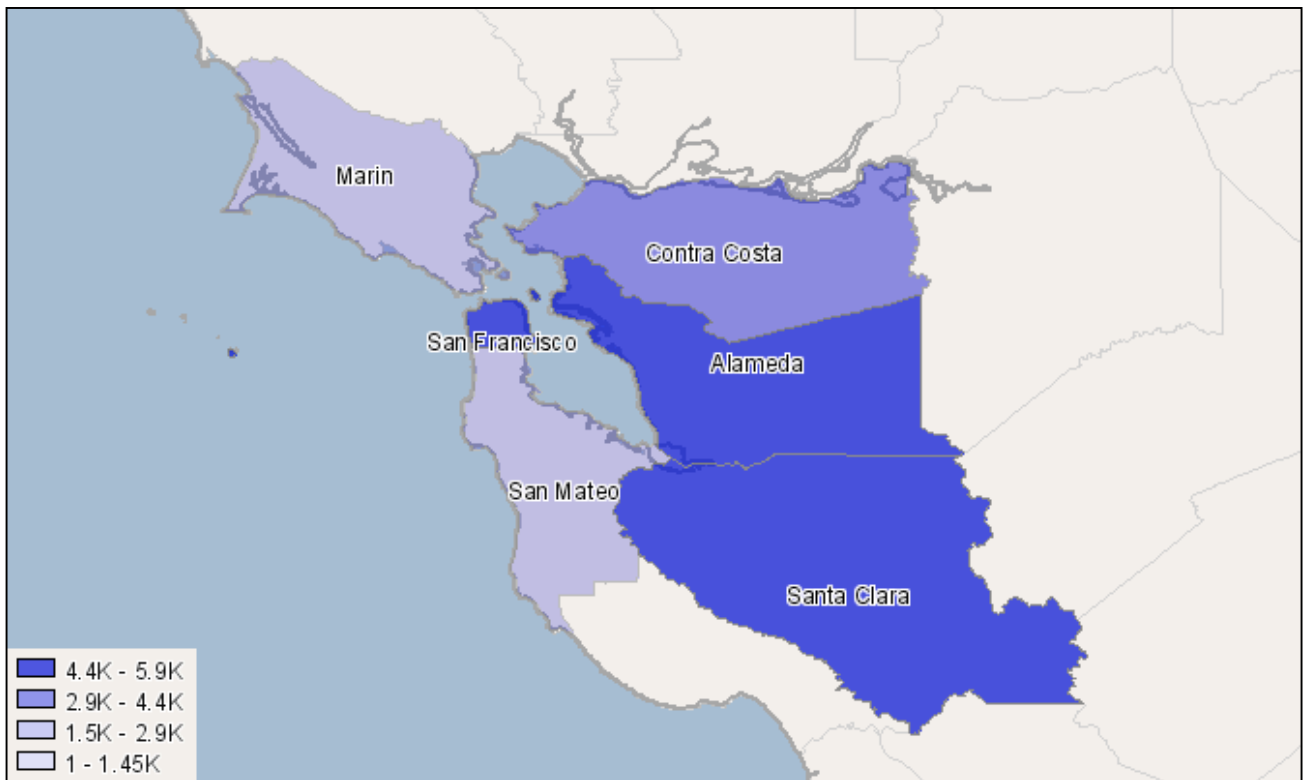
Occupational Change



SOC Code	Description	Regional Change	Regional % Change	State % Change	National % Change
39-9032	Recreation workers	631	7%	9%	8%
39-9031	Fitness trainers and aerobics instructors	1,112	14%	13%	11%
27-2022	Coaches and scouts	607	12%	13%	12%

Source: EMSI Complete Employment - Spring 2009

Occupation Distribution



County	2008 Jobs
Santa Clara, CA (6085)	5,805
Alameda, CA (6001)	4,815
San Francisco, CA (6075)	4,517
Contra Costa, CA (6013)	3,020
San Mateo, CA (6081)	2,313
Marin, CA (6041)	1,524

Source: EMSI Complete Employment - Spring 2009

Data Sources and Calculations

Occupation Data

Organizing regional employment information by occupation provides a workforce-oriented view of the regional economy. EMSI's occupation data are based on EMSI's industry data and regional staffing patterns taken from the Occupational Employment Statistics program (U.S. Bureau of Labor Statistics). Wage information is partially derived from the American Community Survey. The occupation-to-program (SOC-to-CIP) crosswalk is based on one from the U.S. Department of Education, with customizations by EMSI.

State Data Sources

This report uses state data from the following agencies: California Labor Market Information Department.